





DEVELOPMENT MANAGEMENT PERFORMANCE UPDATE – 18 JUNE 2026

1. INTRODUCTION:

- 1.1 This report briefly sets out performance in relation to the determination of planning applications in Development Management the period **March 2026**.
- 1.2 This report sets out the figures for the number of cases decided and percentage within time set against the relevant target and summary of 24-month average performance.
- 1.3 The tables also set out the percentage of the total number of decisions made that are subsequently overturned at appeal as 24-month average performance.
- 1.4 In addition, the tables set out the number of cases registered and validated within the specified months.

Performance Measure	Actual Performance	Target	Comments
(Speed) Decisions Made <i>(Period Mar 2026)</i>	Major 5 decisions issued <i>100% within time period</i>	60% (80% NNDC)	24 month average to 31 March 2026 is 97.00% 
	Non-Major 66 decisions issued <i>88% within time period (8 cases over time)</i>	70% (90% NNDC)	24 month average to 31 March 2026 is 94.00% 
(Quality) % of total number of decisions made that are then subsequently overturned at appeal <i>(Period Mar 2026)</i>	Major	10% (5% NNDC)	24 month average to 31 March 2026 is Zero 0% 
	Non-Major	10% (5% NNDC)	24 month average to 31 March 2026 is 0.95% 

Performance Measure	Actual Performance	Target	Comments
Validation <i>(Period Mar 2026)</i>	Information not currently available for this period	3 days for Non- Major from date of receipt 5 days for Majors from date of receipt	Datasets do not currently breakdown validated apps by Major / Minor or those on PS2 returns, but performance data retrieval being reviewed.

2. S106 OBLIGATIONS

- 2.1 A copy of the list of latest S106 Obligations is attached. There are currently four S106 Obligations being progressed, one of which has been completed and can be removed from the list.

3. RECOMMENDATIONS:

- 3.1 Members are asked to note the content of this report.**